


General recommendations:

- During the installation observe the compulsory security standards - wear protective gloves and work clothes with long sleeves.
- During transport and storage, protect against mechanical damage.

FORMTEC 1000 INSTALLATION

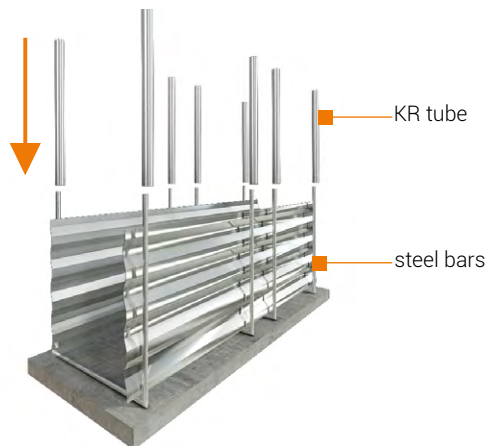
STEP 1

Setting bars and formworks.




STEP 2

Application of tubes on bars.




STEP 3

Stabilize formworks with clips inserted into the tubes.



STEP 4


Stabilize the width of formwork with KC clips.



FORMTEC 2000 INSTALLATION

STEP 1

Setting formworks on D clips.



STEP 2

Stabilize formworks with D clips.

